

FORMATIVE ACTIVITIES

Class: 1

Subject: Mathematics

Paper Code: 1033

Maximum Marks: 10

Instruction: Each activity carries 05 marks. Teacher can choose one activity from each section.

SECTION - A

(Marks: 05)

LO – M 106 - Estimates and measures short lengths using non uniform units like a finger, hand span, length of a forearm, footsteps, etc.

Activity 1. Hand span

The teacher brings several objects of different lengths to the class. The students are asked to measure the lengths of these things with their fingers and hand span e.g.

Items	unit measure	length (hand span /fingers)
ribbon	hand span	
paper strip	-----	
a piece of cloth		
scarf		
pencil		
bag		

The teacher can ask students to collect different things whose lengths can be measured.

Activity 2. Measuring Distances

This activity is intended to help students measure the distance between two or more objects like tables, benches, bottles, books on the shelf etc.

Students are asked to measure the distance between two things with their feet or steps.

e.g.

S.No.	Items	feet	steps
i.	two tables	3	
ii.	table to bench		
iii.	between two bottles		

Activity 3. What is your height?

The class is divided into groups and students are given the task of measuring the height of every member of that group. They are then asked to make a chart like this:

S.No.	Name	Height
1.	Ajay	3 feet 3inches
2.	Raju	
3.	Rani	
4.	Komal	
5.	Hriday	
6.	Nishi	

SECTION - B

(Marks : 05)

LO – M 108 - Collects, records (using pictures/numerals) and interprets simple information by looking at visuals. (For example in a picture of a garden the child looks at different flowers and draws inference that flowers of a certain colour are more).

Activity 4. Similarities

The class is asked to write the names of eight friends in their notebooks. e.g.

Akansha	Majid
Neelu	Mayur
Sita	Lalita
Ravi	Riya

They are then asked to find out:




- How many names have four letters?
- How many names have more than five letters?
- How many names have the letter A?

Instruction: The teacher can make several such questions and increase the challenge in the activity for the class.

Activity 5. My Family Data

The class is asked to bring pictures of their family and make table of the record. They should be able to talk about their extended family like uncle, aunt, cousins, nephew, niece, grandfather, grandmother etc. They can also tell about their pets if they have any. They are then asked to find out the number of male, female and pets in their record.

The record can be made by making faces on chart paper like

Male	
Female	
Pets	

Activity 6. Count Us

The students are asked to count and write in the box.



..... fruits

..... birds

